


REDION™

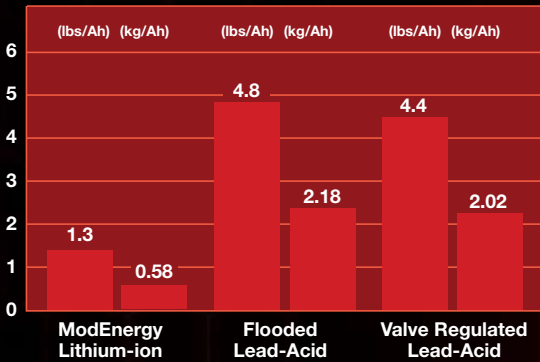
High-energy, high-reliability Li-ion batteries for standby applications





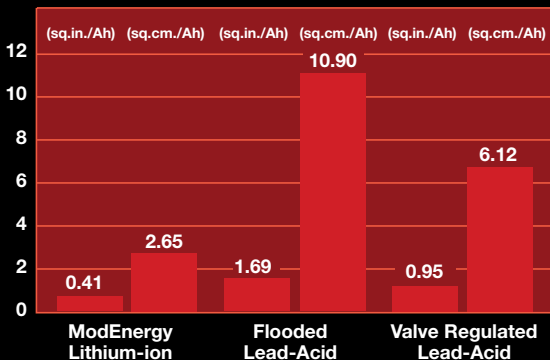
Weight Comparison

Based on a 4 hour discharge rate at 25°C



Volume Comparison

Based on a 4 hour discharge rate at 25°C



Improving on the promise of Lithium-ion power.

Compared to traditional industrial batteries, Lithium-ion (Li-ion) batteries offer greater performance and exceptional power density. With the introduction of REDION™ batteries, Li-ion power now offers space- and cost-saving advantages too.

The breakthrough redundant array technology of Modular Energy Devices™ makes it possible. Featuring electronically controlled architecture and high power density, REDION batteries are helping the telecom industry reduce cabinet sizes, eliminate floor space waste, support distributed power architecture in offices, and extend battery system life in challenging environments.

The electronically controlled architecture inside REDION modules links multiple commercial Li-ion cells together, which protects individual cells from abuse and prevents single-cell failures from seriously affecting overall performance. Plus, a patented electronic monitoring platform combines with an innovative cell design to provide a triple redundant safety platform at the cell, card and system level.

The result? With a power density up to 3X greater than traditional lead acid batteries, REDION offers a cost-effective, drop-in solution for space-restricted cable and telecom standby applications.

Unmatched power, safety and reliability



- Delivers up to 3X the energy density of conventional lead acid batteries
- Offers an ideal space-saving solution for meeting recent FCC power mandates
- Redundant array design features inherently safe small Li-ion cells
- Advanced battery management electronics protect internal cells from overcharge, overdischarge, high current and high temperatures
- Individual cell failures will not result in system failure — failed cells are isolated to a small section of the pack and disconnected from functioning cells
- Equalization electronics correct for variances in individual cell performance, enabling high performance and long cycle life

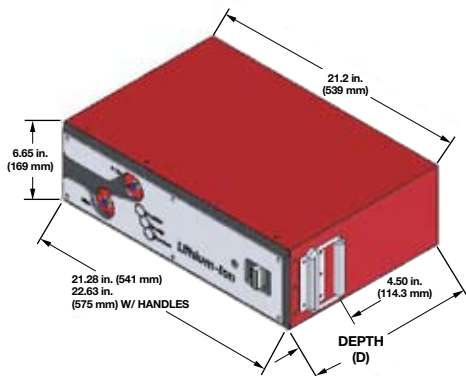
Specifications

Float Voltage	28.2 +/- 0.3V for -V28 Version 52.3 +/- 0.5V for -V52 Version 56.4 +/- 0.5V for -V56 Version
Discharge Cut-off	21V for -V28 Version 39V for -V52 Version 42V for -V56 Version
Capacity	200Ah (-C200) and 360Ah (-C360) for -V28
	100Ah (-C100) and 180Ah (-C180) for -V52, -V56
Design Life on Float	10 Years at 25°C
Terminals	M8-1.25 female threaded, 96 lb-in (10.8 Nm)
Operating Temperature	-40°F to 131°F (-40°C to +55°C)
Storage Temperature	-67°F to 149°F (-55°C to +65°C)
Approvals	-V52, -V56: GR-63 Lev 3, GR-1089 Lev 3 All versions: UL60950, CE, CB, CSA

Discharge Current vs. Runtime at 25°C

Capacity Option Code	Runtime										
	10hr	9hr	8hr	7hr	6hr	5.5hr	5hr	4.5hr	4hr	3.5hr	3hr
-C100	10.0	11.1	12.5	14.3	16.7	20.2	20.2	22.2	25.0	28.6	33.3
-C180	18.0	20.1	22.5	25.7	30.0	36.0	36.0	40.0	45.0	-	-
-C200	20.0	22.2	25.0	28.5	33.3	40.0	40.0	44.4	50.0	57.0	-
-C360	36.0	40.0	45.0	51.4	60.0	65.5	-	-	-	-	-

Battery Dimensions



Capacity • Size • Weight

Capacity Option Code	Rated Capacity (Ah)	Depth mm (in)	-V28 Weight kg (lbs)	-V52 Weight kg (lbs)	-V56 Weight kg (lbs)
-C100	100	376 (14.8)	-	55.0 (121)	58.0 (127)
-C180	180	605 (23.8)	-	91.0 (200)	97.0 (213)
-C200	200	376 (14.8)	58.0 (127)	-	-
-C360	360	605 (23.8)	97.0 (213)	-	-

Part Numbers

Part Number	Float Voltage	Capacity
RKU100-V28-C200	28	200
RKU100-V28-C360	28	360
RKU100-V52-C100	52	100
RKU100-V52-C180	52	180
RKU100-V56-C100	56	100
RKU100-V56-C180	56	180



EnerSys
P.O. Box 14145
Reading, PA 19612-4145
USA
Tel: +1-610-208-1991
+1-800-538-3627
Fax: +1-610-372-8613

EnerSys Europe
Zurich, Switzerland
Tel: +41 (0)44 215 74 10

EnerSys Asia
Guangdong, China
Tel: +86-755-2689 3639

www.enersys.com

Distributed by: